

# Year 2 Class

## Midterm Semester Two Exam Overviews, 2018

### English

#### Resources:

- Family and Friends Class Book and Workbook, Year 2
- English Notebook

#### Topics of Importance:

##### Unit 10: It's hot today!

Students will need to be familiar with the following topics from Unit 10 (pages 74-79):

- Identifying different types of weather from pictures.
- Using sentences to describe weather and activities/actions, (It's sunny. We can go outside. **and/or** It's hot. Don't open the window.)

##### Unit 11: What are you wearing?

Students will need to be familiar with the following topics from Unit 11 (pages 80-85).

- Identification of clothes and using adjectives to describe them (He's wearing a green scarf.)
- When to use **This is a/an** (singular ending) or **These are** (plural ending) when describing clothes (This is a green shirt / These are red boots).
- Times with an emphasis on the location of the minute and hour hand for **o'clock, quarter past, half past, quarter to.**

##### Unit 12: You're sleeping!

Students will need to be familiar with the following topics from Unit 12 (pages 86-91).

- Using and identifying verbs in the **present continuous** (talk = talking).
- Using pronoun contractions (I'm, They're, We're) along with a present continuous verb to answer "What are you/they doing?"

1. Students will need to read clocks and write the correct times. They should be familiar with the vocab: half past, quarter past, quarter to.
2. Students need to be familiar with vocab from Unit 12 to fill in the missing words in the sentences. They must spell the words correctly.
3. Students must identify different items of clothing and put them in sentences using 'This is' or 'These are'.
4. Students will be presented with ten words. They must decide which are verbs and which are adjectives.

## Mathematics

### Resources:

- Mathematics My Pals Are Here 2B workbook.

### Topics of importance:

#### Unit 11: Mass. Getting to know masses

Students will need to be familiar with the following topics from Unit 11 (pages 11-40).

- Writing numbers using words to measure in kilograms and grams.
- Multiplication and Division of masses.
- The meaning of lighter than and heavier than.

#### Unit 12: Money

Students will need to be familiar with counting in dollars and cents. (pages 41-54.)

- Basic principles of simple addition and subtraction using money.
- Counting money.

#### Unit 13: 2 & 3 Dimensional figures

Students will need to be able to identify different shapes.

- Identify solid and 3 dimensional figures.
- Listen to 2 and 3 dimensional figures and colour the right figure.

### Mathematics Midterm – Semester 2:

#### ➤ Section A: 5 marks

This section has 5 multiple choice questions worth one point each. Each question will have four possible answers and the students have to choose the correct answer. These questions will be questions taken evenly from the Units covered during the term.

#### Example questions:

1. Mr Darren has 10 cakes. Each cake weighs 1kg. What is the total mass of the 10 cakes?  
a. 11kg                      b. 110kg                      c. 10kg                      d. 20kg
2. Mr Jacob has \$1. He bought a donut for 45 cents. How much money has he got left?  
a. \$1.45                      b. 65 cents                      c. 45 cents                      d. 25 cents

➤ Section B: 10 Marks

This section will have short answer exercises and a listening exercise.

**Short answer**

Students will have to count the money and write the answer in dollars and cents.

Example questions:

1. Write the total amount in numbers.



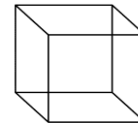

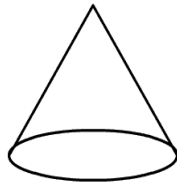
\_\_\_\_\_ dollars \_\_\_\_\_ cents

2.



\_\_\_\_\_ dollars \_\_\_\_\_ cents

Example 1. Listen to the figure and colour using the correct colour.



## Science

### Resources:

- Science My Pals Are Here 2B Textbook
- Science notebook

### Topics of Importance:

#### Unit 9: Light and shadows

- light helps us to see (page 6 - 9 )
- A shadow is formed when light is blocked (page 10 - 11)
- Review topics (page 12 - 13)

#### Unit 10: Heat

- Burning and rubbing give off heat (page 21 - 22)
- Heat changes things (size, shape, colour, texture) (page 22 - 23)
- Review topics (page 24 - 25)

#### Unit 11: Sounds

- Sound is made when things move (page 32)
- Sound and distance (page 33)
- Review topics (page 34 - 35)

#### Unit 12: Non-living things

- Float or sink? (page 40)
- Some objects are from living things (page 41)
- How do we group objects (pages 44 - 45)
- Review topics (page 46 - 47)

1. Students will be given nine sentences to complete using words provided to them. These sentences will cover Unit 9 and Unit 11.

2. Students will look at pictures of heat being used. They must decide what is being changed. They should use words like size, shape, colour, and texture.

3. Students must think of two things made of plants and two things made from animals, and draw and label them.

## **Social Studies**

### **Resources:**

Social Studies Grade 2 Textbook, Notebook (used by class teachers)

Topics of importance:

Natural and man-made things – Social Studies Textbook (p. 78- 80)

Maps and co-ordinates (p. 81-85).

Map symbols (p. 86-88)

Day and night (p. 89-90)

Seasons (p.91 – 96)

Moons phases(p. 97 – 99)

Tides (p 100 – 101)

### **Section A: 10 marks**

This section has 10 questions and eleven words in the word box. This section will cover all the sections.

Read the sentences and choose the answer from the word box.

1. Where is a good place to see tide? \_\_\_\_\_.

Students will have to choose answers from the word box based on what they read.

### **Section B: 5 marks**

This section has 5 questions. Students will read a map and answer the questions below.

#### Map reading

Example: Is there a pirate on the map?

No, there isn't. / Yes, there is.

### **Section C: 5 marks**

In this section, Students will be required to listen to their teacher and draw symbols on co-ordinate.

#### Co-ordinates and symbols: (listening)

1. Students must learn to draw map symbols, and know the coordinate.
2. They are required to draw a key at the end.