

Y4 EXTRA CLASS
Exam Overviews, Semester 1, 2014.

English

Resources:

- English Textbook.
- English Workbook.
- English Notebook (class discussions and note taking during class).

Units and topics for examination:

Unit 1: I wish... I wish...		
English Textbook: Page 1 → Page 14 English Workbook: Page 1 → Page 10		
Topics	Vocabulary Words - Occupations	
<ul style="list-style-type: none"> • 'Wish to' and 'Want to' express wishes • 'Because' to give reasons • 'Will' to express intent • Writing your wishes • Making a wish 	<i>Lifeguard</i> <i>Acrobat</i> <i>Vet</i> <i>Pianist</i> <i>Florist</i>	<i>Chef</i> <i>Writer</i> <i>Baker</i> <i>Football player</i>
Unit 2: Come to My Party		
English Textbook: Page 15 → Page 28 English Workbook: Page 11 → Page 20		
Topics	Vocabulary Words - Parties	
<ul style="list-style-type: none"> • 'Yes/No' questions to confirm information or make suggestions • Modals 'may', 'can' and 'will' to make offers and give invitations • Writing and replying to an invitation • Writing a secret invitation 	<i>Exciting</i> <i>Welcome</i> <i>Greeting</i> <i>Congratulations</i> <i>Deserve</i> <i>Polite</i>	<i>Invite</i> <i>Lovely</i> <i>Prepare</i> <i>Costume</i> <i>Theme</i> <i>Surprise</i>
Unit 3: Hobbies		
English Textbook: Page 29 → Page 42 English Workbook: Page 21 → Page 30		
Topics	Vocabulary Words - Hobbies	
<ul style="list-style-type: none"> • '-ing' nouns or noun phrases to refer to activities • Pronouns to express quantities • Writing instructions 	<i>Gymnastics</i> <i>Balancing</i> <i>Badminton</i> <i>Rolling</i> <i>Shuttlecock</i> <i>Chess</i>	<i>Marbles</i> <i>Racket</i> <i>Basketball</i> <i>Throwing</i> <i>Swinging</i> <i>Hobbies</i>
Unit 4: Favourite Foods and Drinks		
English Textbook: Page 43 → Page 56 English Workbook: Page 31 → Page 40		
Topics	Vocabulary Words - Foods	
<ul style="list-style-type: none"> • Possessive pronouns to show that something belongs to a person • Comparative adjectives to compare • Words to describe quantity 	<i>Tasty</i> <i>Spicy</i> <i>Spaghetti</i> <i>Porridge</i> <i>Delicious</i>	<i>Steak</i> <i>Croissants</i> <i>Spinach</i> <i>Sushi</i>

Unit 5: Stories That Teach

English Textbook: Page 57 → Page 70

English Workbook: Page 41 → Page 50

Topics	Vocabulary Words - Characters	
<ul style="list-style-type: none"> • Reading and understanding fables • Quotation marks to show words spoken by people • Superlative Adjectives to compare • Words to describe characters 	Trusting	Clever
	Cunning	Crafty
	Helpful	Terrified
	Silly	Greedy
	Tricky	Foolish

Examples of questions that will be used during the examination:• Section A: 40 Marks

Section A consists of 40 multiple choice questions where the students have to choose from 4 different answers – a, b, c, or d. These questions will be general questions from the content covered during the semester and will also test the students' ability to:

- Use key vocabulary in an English sentence.
- Identify different definitions relating to the vocabulary.

Question

1. What do we call a person who heals animals?

a) **A vet**

b) A lifeguard

c) An astronaut

d) A teacher

• Section B: 40 Marks

In Section B students have to write short answers to questions. These questions may include matching words with correct descriptions and answering true or false. In this section students may also be required to complete diagrams and timelines from a selection of words provided to them.

Question

1. Complete the following sentences by writing the correct possessive pronouns on the lines.

The spicy soup is mine. They made it just for me.• Section C: 20 Marks

In Section C students have to write longer answers to questions. Students will also be required to read a fable and answer questions based on the fable.

Question

1. Who are the characters in this fable?

The characters in this fable are The Lion and the Fly.

Mathematics

Resources:

- Mathematics Textbook.
- Mathematics Notebook (class discussions and note taking during class).

Units and topics for examination:

Unit 1: Numbers		
Mathematics Textbook: Page 1 → Page 16		
Topics	Vocabulary Words	
<ul style="list-style-type: none"> • Writing numbers in words and numerals • Expanded notation • Value of digits according to place value • Comparing the value of numbers with different numbers of digits • Arranging numbers in order of value • Methods of reading numbers 	<i>Amount</i> <i>Digit</i> <i>Equal</i> <i>Hundred</i> <i>Increase</i> <i>Thousand</i> <i>Unequal</i>	<i>Value</i> <i>Total</i> <i>Ten-thousand</i> <i>Hundred-thousand</i> <i>Million</i> <i>Expand</i>

Unit 2: Addition & Subtraction		
Mathematics Textbook: Page 17 → Page 26		
Topics	Vocabulary Words	
<ul style="list-style-type: none"> • Addition of two numbers • Addition of three numbers • Subtraction of two numbers • Mixed addition and subtraction • Addition and subtraction word problems 	<i>Addition</i> <i>Answer</i> <i>Subtraction</i>	<i>Problem</i> <i>Sum</i> <i>Altogether</i>

Unit 3: Lines, Angles and Figures		
Mathematics Textbook: Page 27 → Page 48		
Topics	Vocabulary Words	
<ul style="list-style-type: none"> • Points – line segments – straight lines – rays • Drawing straight lines through points • Angles – Vertex – Right angles – Acute angles – Obtuse angles • Figures – Squares – Rectangles • Diagonals • Flat surfaces • Parallel lines • Circles – Circumference – Center – Radius 	<i>Angle</i> <i>Parallel</i> <i>Diagonal</i> <i>Rectangle</i> <i>Geometrical</i>	<i>Obtuse</i> <i>Symbol</i> <i>Acute</i> <i>Segment</i> <i>Equilateral</i>

Unit 4: Multiplication & Division		
Mathematics Textbook: Page 49 → Page 72		
Topics	Vocabulary Words	
<ul style="list-style-type: none"> • Multiplication of two and three digit numbers by one digit • Multiplication of numbers by tens • Division by two digit numbers • Division word problems • To find the average • Division and multiplication word problems 	<i>Divide</i> <i>Division</i> <i>Quotient</i> <i>Divisor</i> <i>Dividend</i>	<i>Multiply</i> <i>Multiplication</i> <i>Product</i> <i>Correct</i>

Unit 5: Measurement		
Mathematics Textbook: Page 72 → Page 93		
Topics	Vocabulary Words	
<ul style="list-style-type: none"> Measuring distances Length and perimeter Units of measurement for length Measurement word problems Weight Units of measurement for weight Weight word problems Capacity and volume Capacity word problems 	Millimeter Centimeter Gram Kilogram Heavy Light Length Measure Measurement	Distance Balance Weight Volume Capacity Width Height Scales

Unit 6: Graph & Charts		
Mathematics Textbook: Page 95 → Page 104		
Topics	Vocabulary Words	
<ul style="list-style-type: none"> Bar graphs Method of drawing a graph Tables of data 	Chart Graph Table	Data Information

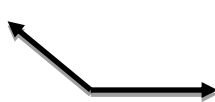
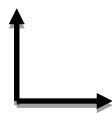

Unit 7: Area		
Mathematics Textbook: Page 105 → Page 113		
Topics	Vocabulary Words	
<ul style="list-style-type: none"> Area of a rectangle Find the area Area in square centimeters 	Shape Area	

Examples of questions that will be used during the examination:

- Section A consists of 40 multiple choice questions where the students have to choose from 4 different answers – a, b, c, or d. These questions will be general questions from the content covered during the semester and will also test the students' ability to:
 - Use key vocabulary in an English sentence.
 - Identify different definitions relating to the vocabulary.

Question			
1. In the mathematic sentence $47 + 43 = 90$, we call the answer '90' the _____.			
a) divisor	b) sum	c) product	d) quotient

- Section B: 40 Marks**
 In Section B students have to write short answers to questions, match words with their function or placement, and follow instructions where necessary from the units covered during the semester.

Question		
State whether the below angles are obtuse, acute , or right angles .		
 1. _____	 2. _____	 3. _____
Question		
Please measure the following line segments in centimeters . (Don't forget labels!)		
_____ 1. _____	_____ 2. _____	_____ 3. _____

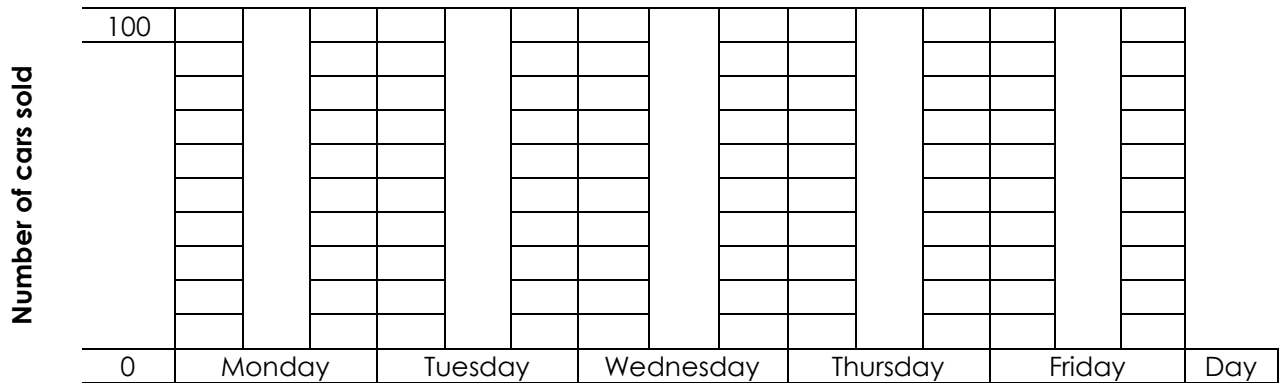
Section C: 20 Marks

In Section C students have to write longer answers to questions from the units covered during the semester focusing on vocabulary use and ability to explain. This section will also often involve children making a graph from data, making and solving word problems, and other more in depth problems.

Question

Below is chart containing data about the number of cars sold per day at a car lot. Please write the data into a **bar graph** and **answer the following questions in sentence form**. Please remember to **use a ruler** in making your bar graph for straight lines, **color the bars** as you see fit and **label the y-axis** with well-fit numbers. (Draw your bars in the **white spaces**, not the boxes.)

Day	Number of Cars Sold
Monday	20
Tuesday	40
Wednesday	50
Thursday	60
Friday	80



- a. How many cars were sold in total?

- b. How many more cars were sold on Friday than Monday?

- c. What is the total number of cars sold on Monday, Wednesday and Thursday?

- d. What is the average number of cars sold per day?

Do work (calculations) here:

1.	2.	3.	4.
----	----	----	----

Science

Resources:

- Science Textbook.
- Science Notebook (class discussions and note taking during class).

Units and topics for examination:

Unit 1: Plants			
Science Textbook: Page 1 → Page 20			
Topics	Vocabulary Words		
<ul style="list-style-type: none"> • Parts of a plant and their functions • Photosynthesis • Reproduction • Classification of plants • Life cycle of flowering plants • How to take care of your plants 	<i>Absorb</i> <i>Anther</i> <i>Carbon dioxide</i> <i>Chlorophyll</i> <i>Cross-pollination</i> <i>Dicotyledon</i> <i>Fibrous root</i> <i>Function</i> <i>Germinate</i>	<i>Monocotyledon</i> <i>Multiply</i> <i>Nutrient</i> <i>Ovary</i> <i>Ovule</i> <i>Phloem</i> <i>Photosynthesis</i> <i>Pistil</i> <i>Pollen</i>	<i>Propagate</i> <i>Self-pollination</i> <i>Spread</i> <i>Stamen</i> <i>Stem</i> <i>Tap root</i> <i>Vascular bundle</i> <i>Xylem</i>

Unit 2: Animals			
Science Textbook: Page 21 → Page 46			
Topics	Vocabulary Words		
<ul style="list-style-type: none"> • Animals and their differences • Classification of animals • Life cycles of animals • Animal conservation 	<i>Amphibian</i> <i>Arachnid</i> <i>Carnivore</i> <i>Characteristic</i> <i>Classify</i> <i>Cold-blooded</i> <i>Domestic</i> <i>Endangered</i> <i>Gill</i> <i>Habitat</i>	<i>Hatch</i> <i>Herbivore</i> <i>Identify</i> <i>Invertebrate</i> <i>Larva</i> <i>Lay eggs</i> <i>Live young</i> <i>Lung</i> <i>Mammal</i> <i>Metamorphosis</i>	<i>Metamorphosis</i> <i>Mollusk</i> <i>Omnivore</i> <i>Pupa</i> <i>Reproduction</i> <i>Reptile</i> <i>Scale</i> <i>Vertebrate</i> <i>Warm-blooded</i>

Unit 3: Food and Nutrition			
Science Textbook: Page 47 → Page 73			
Topics	Vocabulary Words		
<ul style="list-style-type: none"> • Basic food groups • Water and fibers • Right food, right amount and calories • Food additives 	<i>Anemia</i> <i>Artificial</i> <i>Beriberi</i> <i>Brown rice</i> <i>Calcium</i> <i>Calorie</i> <i>Carbohydrates</i> <i>Deficiency</i> <i>Digestive</i> <i>Dissolve</i>	<i>Fat-soluble</i> <i>Immunity</i> <i>Iodine</i> <i>Iron</i> <i>Mineral</i> <i>MSG</i> <i>Night blindness</i> <i>Nourish</i> <i>Nutrient</i> <i>Nutrition</i>	<i>Obesity</i> <i>Pins and needles</i> <i>Preservative</i> <i>Protein</i> <i>Spoilage</i> <i>Starch</i> <i>Synthetic</i> <i>Vinegar</i>

Examples of questions that will be used during the examination:

- Section A consists of 40 multiple choice questions where the students have to choose from 4 different answers – a, b, c, or d. These questions will be general questions from the content covered during the semester and will also test the students' ability to:
 - Use key vocabulary in an English sentence.
 - Identify different definitions relating to the vocabulary.

Question			
1. Plants are able to photosynthesize because they have _____ in their leaves, which allows them to turn sunlight into food and also makes the leaves green.			
a) chlorophyll	b) vascular bundles	c) anthers	d) xylem

- Section B: 40 Marks
In Section B students have to write short answers to questions, match words with their function or placement, and follow instructions where necessary from the units covered during the semester.

Here the students will be asked to relate vocabulary from the units applied to the actual structure of a plant, animal or food term.

Question	
Please match the following words, with the picture of the life cycle of a butterfly.	
<p>Word Bank</p> <p>Egg</p> <p>Larva</p> <p>Pupa</p> <p>Adult</p>	<p style="text-align: center;">Butterfly Life Cycle</p>

Question	
Below we find two pictures of animals, please identify what kind of animal (mammal, reptile, etc) is seen in this picture and explain in a sentence two characteristics which make these animals different.	
Kind: <input style="width: 150px;" type="text"/>	Kind: <input style="width: 150px;" type="text"/>
Two Characteristics: _____	

- Section C: 20 Marks

In Section C students have to write longer answers to questions from the units covered during the semester focusing on vocabulary use and their ability to explain.

Question

Please read the following story and **write sentence** answers to the questions below.

Once upon a time there was a flowering plant named Norma, who lived in a forest. This forest was a young forest and all of the plants, trees, flowering plants, herbaceous plants and so on were just beginning to grow.

When Norma was young she liked to let her chlorophyll be in the sun, and was always making sugar (plant food) the whole day long. One day, a redwood tree grew up beside her and this tree grew so fast that it left Norma in the shade. Soon other plants began to grow around her, and she not only missed the sun, but also the tasty phosphorus, nitrogen, and potassium in the ground.

When Norma was one month old, there were so many plants around her that she realized she too must grow tall and strong in order to get the sunlight that she missed so much. She began to stick to and clasp onto the other tall plants around her, snaking her way up her friend Thom the big redwood tree. Thom did not mind her climbing him as she would sometimes leave him nutrients from her roots as a thank you to Thom. Soon she was as tall as Thom and able to enjoy the sun once again.

a. Why did Norma miss the sun so very much?

b. What kind of flowering plant was Norma, that allowed her to clasp onto other plants and climb to the sun?

Social Studies

Resources:

- Social Studies Textbook.
- Social Studies Notebook (class discussions and note taking during class).

Units and topics for examination:

Unit 1: Religion, Morality and Ethics				
Social Studies Textbook: Page 1 → Page 44				
Topics	Vocabulary Words			
<ul style="list-style-type: none"> • <u>The Life of Buddha</u> <ul style="list-style-type: none"> ➤ Birth ➤ Enlightenment ➤ Teaching • <u>The Fundamental Teaching of Buddhism</u> <ul style="list-style-type: none"> ➤ The Four Noble Truths ➤ The Middle Way ➤ The Doctrine of Buddhism ➤ The Two Disciples – Sariputta and Moggallana • <u>Continuity of Existence</u> <ul style="list-style-type: none"> ➤ The Three Jewels ➤ The Three-Fold Training ➤ The Three Admonitions • <u>Buddhist Traditions</u> <ul style="list-style-type: none"> ➤ The Buddhist Holidays • <u>Major Religions of the World</u> <ul style="list-style-type: none"> ➤ Christianity ➤ Islam 	Buddhism Philosophy Follower Religion Found Worldwide Suffering Mortification Vow Preach Message Humanity Wisdom Passion	The middle way Livelihood Intention Mindfulness Disciple Pioneer Ordain Grateful Propagate Existence Evolve Individual Refuge Virtue	Concentrate Threefold Commemorate Attain Necessities Assembly Retreat Spirituality Ethical behavior Belief systems Morality Unity Scripture Humanity	Sloth Gluttony Wrath Lust Revere Prophet Faith Prayer Fasting Submission Messenger Zakat Pilgrimage

Unit 2: Civics, Culture and Living in Society			
Social Studies Textbook: Page 45 → Page 66			
Topics	Vocabulary Words		
<ul style="list-style-type: none"> • <u>The Monarchy of Thailand</u> <ul style="list-style-type: none"> ➤ His Majesty King Bhumibol Adulyadej • <u>The Constitution of Thailand</u> • <u>The Sovereign Power</u> <ul style="list-style-type: none"> ➤ The Executive Branch ➤ The Legislative Branch ➤ The Judiciary Branch ➤ Elections in Thailand • <u>Children's Fundamental Rights</u> <ul style="list-style-type: none"> ➤ Four Basic Rights of Child 	Monarchy Absolute Kingship Paternal rule Reign Credit Pledge Inspiration Constitution Democracy Government Majority Sovereign	Consent Representative Executive Judiciary Budget Legislative Propose Cabinet Bill Election Compulsory Candidate Vote	Responsibilities Fundamental Sustain Progress Potential Entitlements Abuse Right Malnutrition Education Freedom Legal

Examples of questions that will be used during the examination:

• Section A: 40 Marks

Section A consists of 40 multiple choice questions where the students have to choose from 4 different answers – a, b, c, or d. These questions will be general questions from the content covered during the semester and will also test the students' ability to:

- Use key vocabulary in an English sentence.
- Identify different definitions relating to the vocabulary.

Question

1. "The Four Noble Truths" is a teaching that belongs to which religion?

a) **Buddhism**

b) Christianity

c) Islam

d) Judaism

• Section B: 40 Marks

In Section B students have to write short answers to questions. These questions may include matching words with correct descriptions and answering true or false. In this section students may also be required to complete diagrams and timelines from a selection of words provided to them.

Question

Please read the following sentences carefully and then write if the sentence is TRUE or FALSE:

1. A voter in Thailand must register 90 days after the election. False

• Section C: 20 Marks

In Section C students have to write longer answers to questions. Questions will be based on content and vocabulary studied during the semester.

Question

There are ***four basic rights of a child*** as outlined below. Please write a short description explaining and describing what each right means. Write at least two points for each right:

- A child's right to ***survival*** means that...

Phonics

Resource: Phonics workbook

Topics of importance:

Unit 1 - Sound of Z (Page 1 – 3)

Unit 3 - Hard G & Soft G (Page 17 – 20)

Unit 4 – R Blends (Page 31 – 35)

Units 1 – 4 Short answers (Pages 4,5,12,13,21,22,25,26,36,37,40,41,43,44,45,55,56)

Most words are not from previous tests and it is not important for the students to know the words: they may even be nonsense words. The exam tests the children's knowledge of letter sounds, not their knowledge of the meanings of words.

Section A: Multiple-Choice (10 Marks)

10 choice questions will be asked and this is where the students have to choose from 4 different answers – a, b, c, or d

Question Example

Choose the correct answer

Which word has the 's' sound found in 'Sun'?

- a) Nose b) Toes c) Sad d) Starts

Section B: Short Answers (30 Marks)

In Section B students have to write short answers to questions, match words with their correct sounds or placement, and follow instructions from the units covered during the semester.

Question Example

Sort the words into their appropriate column:

Leash	Tea	Feather	Head	Peach
Long			Short	
1. _____			4. _____	
2. _____			5. _____	
3. _____			6. _____	

Question Example

Complete the words by adding the correct letter:

A E I O U

1. F__ce
2. Ch__ir
3. __y__s

Question Example

Complete the following by adding the correct blends from the box below:

Cr Ld Nk Sp

1. __ __ ib
2. Ba __ __
3. Whi __ __ er
4. Ba __ __

Question Example

Answer the blow using the words from the box below:

Candy Puppy Cry Try

1. Sweet treats that kids love to eat? _____
2. What is it called when people are sad and they tear up? _____
3. What small baby animals are so cute? _____

Section C: Listening & Writing (10 Marks)

In this section student will listen to a passage read by teacher and will have to complete the missing words to complete the passage.

Question

Deep below the ocean _____ a clown fish dreams of _____ the sun and sky

Chinese

Please review pages 30-31 and pages 36-38 from the red Chinese textbook .There are three parts in the final exam paper as following:

Part A: Please circle and write the correct answer in the blank for the different Chinese words.

Example:

(C) 同学 A: xué sēng B: xuéchēng (C) tóng xué

Part B: Please write the correct Chinese word for the different pictures.

Example:

#1 TEACHER



(老师)

Part C: Please translate the different Chinese sentences into English.

Example:

wǒ yào yì bēi shuǐ

我要一杯水。

I want a cup of water.

Japanese

Textbook p.5 -p.19, Review sheet, Workbook p.2-p.5, p. A-C, +Notebook

Listening

-Listen to the teacher and tick the correct numbers, hiragana words or English words.
Students should review words in the workbook and "vocabulary" in the review sheet.

Match the phrases with English.

Students must memorize "**Greetings**" in the textbook p.5.

√ Tick the correct word.

Example: **younger brother** (otooto / okaasan)

Review family members in the textbook p.12 and workbook p.3.

Choose the correct word for each animal.

Review "Words from the **animal song**" in the review sheet.

Choose the correct sentences.

Example: **Dokokara kimashitaka? = (Where are you from?)**

Key sentences are: **Nansai desuka?, Arigatoo gozaimasu, Namae wa?, etc.**

Find the correct word for each picture and write in hiragana.

Key words are classroom items such as **hon, kaban, isu, enpitsu and keshigomu.**

(See workbook p.4-p.5)

Find the missing hiragana letter.

Example: なna (に) ぬnu ねne (の)

Students must memorize the hiragana lines :

あいうえお、かきくけこ、さしすせそ、たちつてと

(See workbook page A and page B)

Translate into English.

Example: **Thai kara kimashita = (I am from Thailand.)**

Review "Sentences" in the review sheet.